

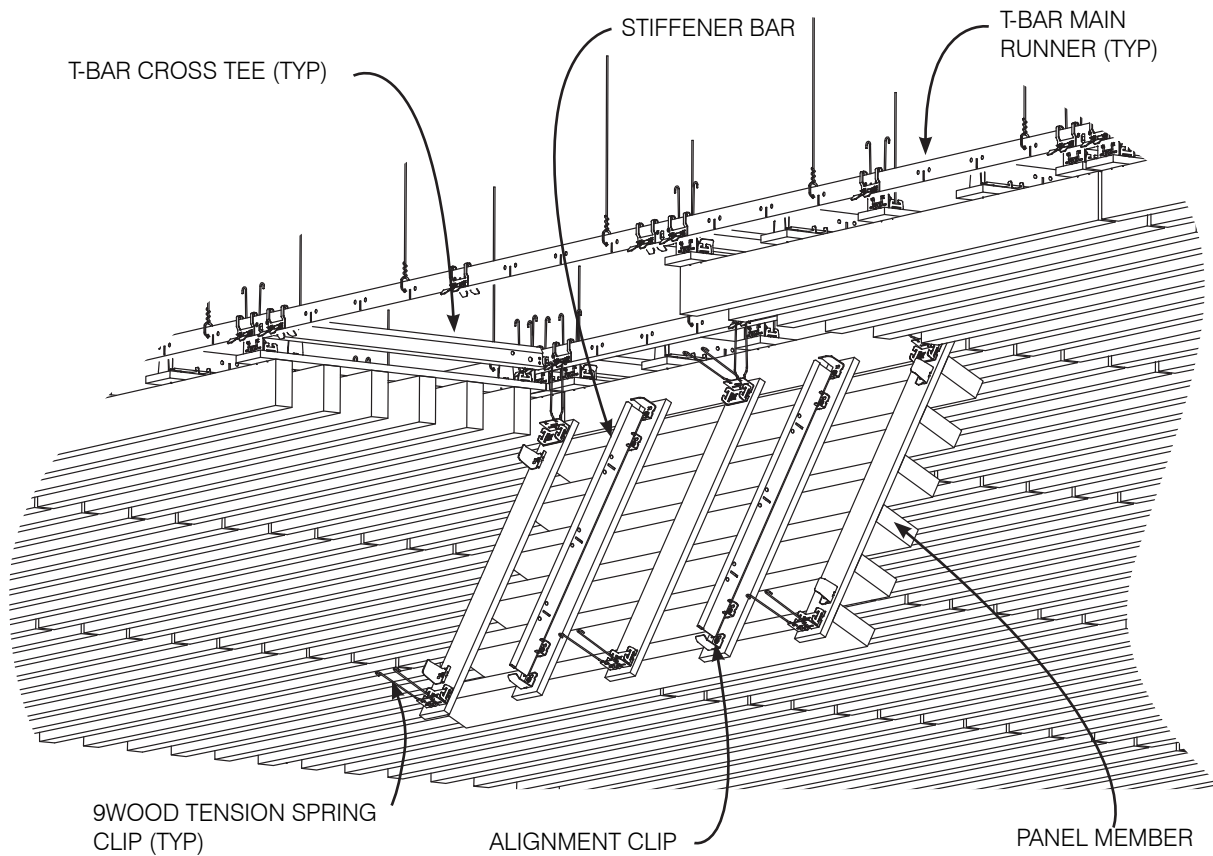
1800 Data Sheet

SERIES: 1000 WOOD GRILLES

STYLE: 1800 TRUE ACCESS GRILLE



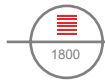
Overview



The **9Wood True Access Grille** wood ceiling offers a design where the individual wood member is deeper than it is wide. Panel width is typically 24". Standard panel Lengths are 4' through 10' for solid wood, or 8' for veneer. Budget and application generally drive the decision between solid wood or veneer.

Attachment for the True Access Grille is via 9Wood's Tension Spring Yoke and Spring Holster.





1800 Data sheet

SERIES: 1000 WOOD GRILLES

STYLE: 1800 TRUE ACCESS GRILLE



W O O D

Product Data

Application

The True Access Grille uses a pre-assembled panel fabrication process. This product can be installed throughout the country and is the preferred design in areas requiring full ceiling toolless access. This is an accessible system, with pull down, spring release accessibility.

Performance

Acclimatization

True Access Grilles must be cared for in a controlled interior environment (RH 25%-55% max; temp. 60°-80°) and installed only after reaching equilibrium moisture content. Should the building fall outside these limits consult 9Wood, Inc. for our 3 Tests/3 Tracks Acclimatization Advisory.

Acoustics

The True Access Grille can enhance acoustics via sound-absorbing material placed over open reveals within the T-Bar grid. Insulation is typically provided locally.

Fire Rating

Individual members and components can be treated with Class I (A) Fire Retardant chemicals (solid wood use FR coatings, veneered particleboard use FR formulas). Particular species or styles have not been tested.

LEED

True Access Grilles may qualify toward MR-3, MR-4.1/4.2, MR-5.1/5.2, MR-6, MR-7, IEQ-4.2 or IEQ-4.4. As all products are custom-fabricated, LEED credit opportunities are project by project. Please contact 9Wood, Inc. for specifics.

MEP

The True Access Grille permits MEP penetrations in the ceiling's surface. Cut panels may require supplemental reinforcement. Fixtures and diffusers must be independently supported.

Seismic

True Access Grilles can be engineered to meet seismic requirements. Consult local code for any additional requirements or a licensed local engineer.

Species & Finishes

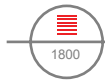
9Wood can offer both domestic and imported species for the True Access Grille. Clear, satin sheen finish is standard; custom stain matches are available.

Suspension

True Access Grilles are suspended using 15/16" heavy duty T-bar main runners. Main runners are installed 2' on center, depending on panel weight.

System Weight

True Access Grilles typically weigh 2-4 pounds per square foot, depending on members per linear foot and species.



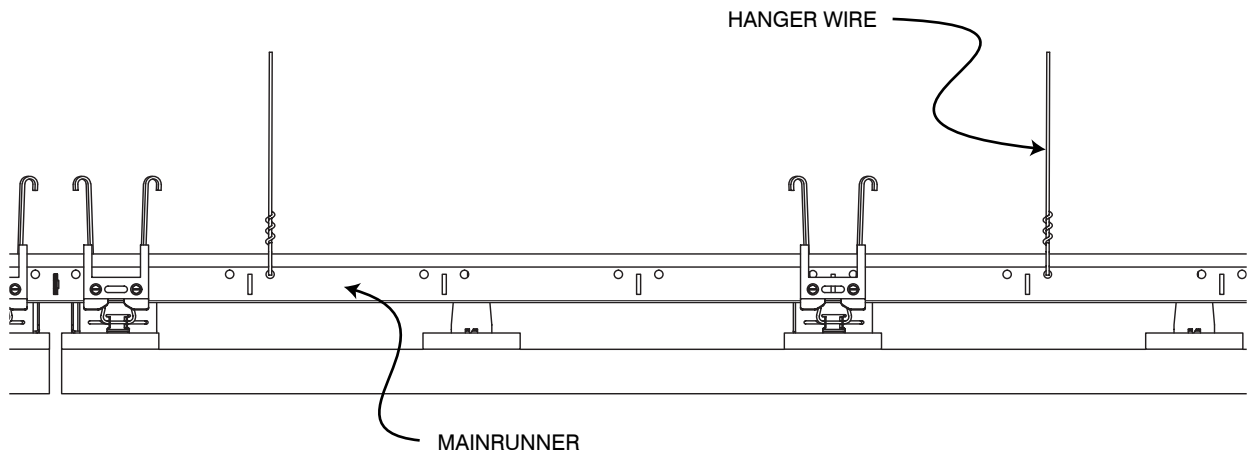
1800 Data Sheet



SERIES: 1000 WOOD GRILLES

STYLE: 1800 TRUE ACCESS GRILLE

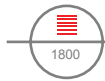
Typical Specifications



SKU Table

Width (Solid)	Width (Veneer)	Depth	Grille Members per Linear Foot							
			2	3	4	5	6	7	8	
5/8" or 3/4"	3/4" or 1"	1 3/8"	18-1112-2	18-1112-3	18-1112-4	18-1112-5	18-1112-6	18-1112-7	18-1112-8	
5/8" or 3/4"	3/4" or 1"	2 1/4"	18-1113-2	18-1113-3	18-1113-4	18-1113-5	18-1113-6	18-1113-7	18-1113-8	
5/8" or 3/4"	3/4" or 1"	3 1/4"	18-1114-2	18-1114-3	18-1114-4	18-1114-5*	18-1114-6*			
3/4"	3/4" or 1"	5 1/4"	18-1116-2*	18-1116-3*	18-1116-4*	18-1116-5*				
1 3/8"	1 7/16"	1 3/8"	18-1122-2	18-1122-3	18-1122-4	18-1122-5				
1 3/8"	1 7/16"	2 1/4"	18-1123-2	18-1123-3	18-1123-4					
1 3/8"	1 7/16"	3 1/4"	18-1124-2	18-1124-3	18-1124-4*					
1 3/8"	1 7/16"	5 1/4"	18-1126-2*	18-1126-3*						

* These SKUs are not able to hinge from one side due to member interference.



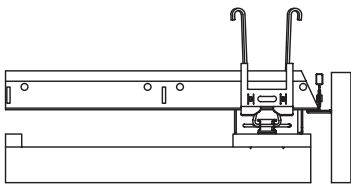
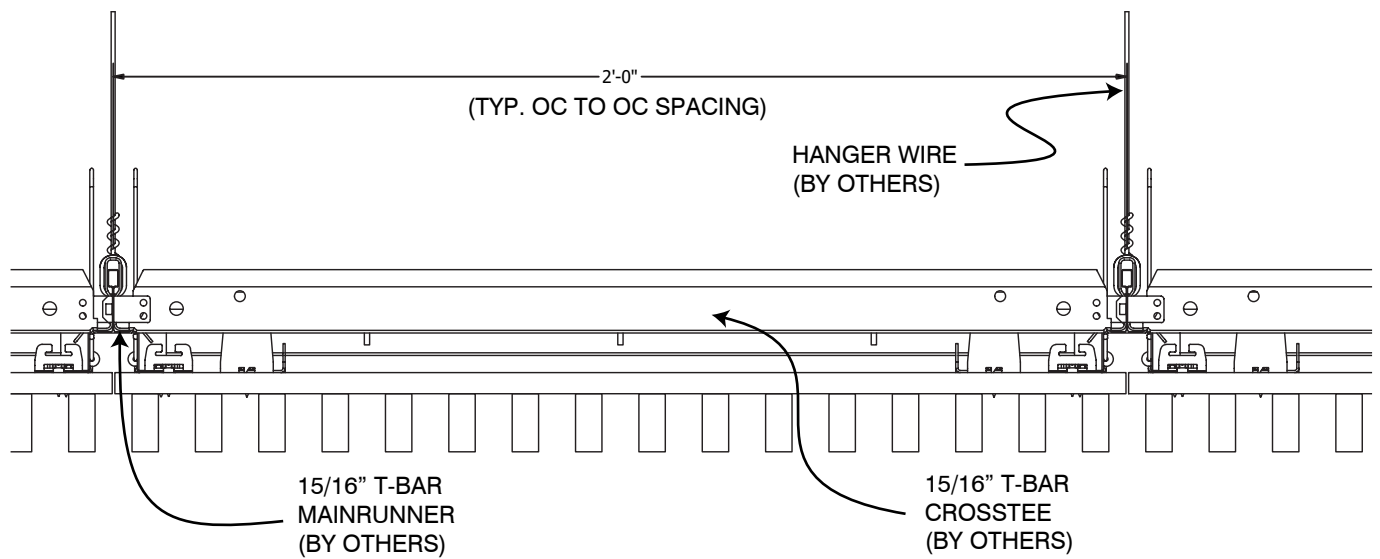
1800 Data Sheet



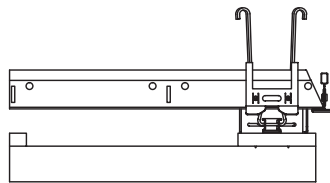
SERIES: 1000 WOOD GRILLES

STYLE: 1800 TRUE ACCESS GRILLE

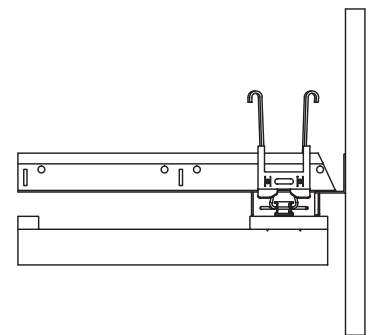
Perimeter Conditions and Suspension



VERTICAL
RETURN



FLOATING



REVEAL