

9WOOD, INC. ACOUSTICAL PERFORMANCE TEST REPORT

SCOPE OF WORK

ASTM C423 SOUND ABSORPTION TESTING ON 5000 SERIES SKU 5316-8 DIAMOND
PERFORATED TILE WITH FIBERGLASS DUCT LINER

REPORT NUMBER

H5145.01-303-11 R0

TEST DATES

10/06/17 AND 10/11/17

ISSUE DATE

11/06/17

RECORD RETENTION END DATE

10/18/21

PAGES

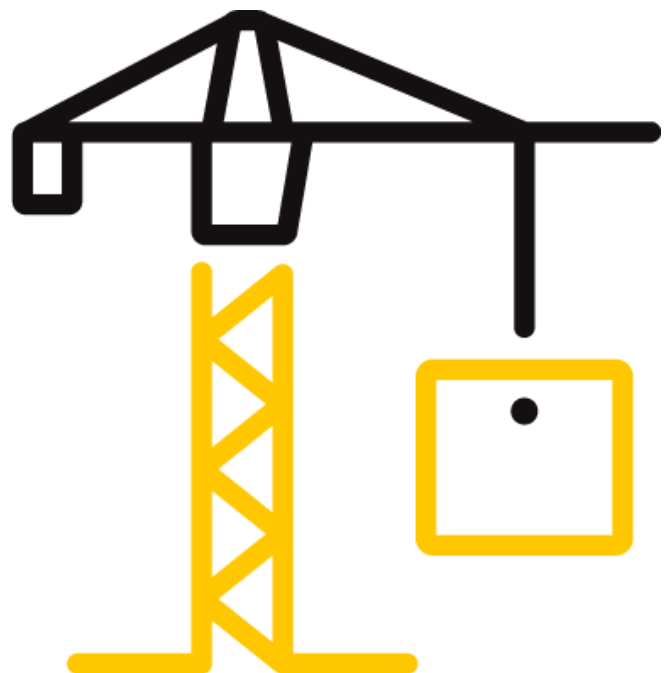
13

DOCUMENT CONTROL NUMBER

ATI 00270 (07/24/17)

RT-R-AMER-Test-2755

© 2017 INTERTEK





Total Quality. Assured.

25800 Commercentre Drive
Lake Forest, California 92630

Telephone: 949-460-9600
Facsimile: 717-764-4129
www.intertek.com/building

TEST REPORT FOR 9WOOD, INC.

Report No.: H5145.01-303-11 R0

Date: 11/06/17

REPORT ISSUED TO

9WOOD, INC.

999 South A Street

Springfield, Oregon 97477

SECTION 1

SCOPE

Intertek Building & Construction (B&C) was contracted by 9Wood, Inc. to perform a sound absorption test. Results obtained are tested values and were secured by using the designated test method(s). The complete test data is included herein. The client provided the test specimen. All measurements were conducted in the HT test chambers at Intertek B&C located in Lake Forest, California.

This report does not constitute certification of this product nor an opinion or endorsement by this laboratory.

For INTERTEK B&C:

COMPLETED BY:	Leeland S. Hoover
TITLE:	Technician I
SIGNATURE:	
DATE:	11/06/17

REVIEWED BY:	Bradlay D. Hunt
TITLE:	Laboratory Manager
SIGNATURE:	
DATE:	11/06/17

TEST REPORT FOR 9WOOD, INC.

Report No.: H5145.01-303-11 R0

Date: 11/06/17

SECTION 2

SUMMARY OF TEST RESULTS

SERIES/MODEL		5000 Series SKU 5316-8 Diamond Perforated Tiles						
SAMPLE TYPE		Wood Ceiling						
MOUNTING TYPE		Type A						
DATA FILE NO.	1/3 OCTAVE SOUND ABSORPTION COEFFICIENTS AT THE OCTAVE BAND FREQUENCIES						NRC	SAA
	125	250	500	1000	2000	4000		
H5145.01A	0.19	0.97	1.13	0.64	0.37	0.37	0.80	0.77

SERIES/MODEL		5000 Series SKU 5316-8 Diamond Perforated Tiles						
SAMPLE TYPE		Wood Ceiling						
MOUNTING TYPE		Type E400						
DATA FILE NO.	1/3 OCTAVE SOUND ABSORPTION COEFFICIENTS AT THE OCTAVE BAND FREQUENCIES						NRC	SAA
	125	250	500	1000	2000	4000		
H5145.01E	0.89	0.92	0.94	0.74	0.52	0.40	0.80	0.79

SECTION 3

TEST METHOD(S)

The specimens were evaluated in accordance with the following:

ASTM C423-17, *Standard Test Method for Sound Absorption and Sound Absorption Coefficients by the Reverberation Room Method*

ASTM E795-16, *Standard Practices for Mounting Test Specimens During Sound Absorption Tests*

SECTION 4

SPECIMEN MOUNTING

For the Type A mounting, the test specimen was placed directly against the floor of the reverberation room with the absorptive side facing the sound field. The perimeter of the specimen was sealed to the floor with plywood and duct tape.

For the Type E-400 mounting, the specimen was placed on the Type E test assembly so that the absorptive face of specimen was suspended 400 mm above the floor of the reverberation room. The perimeter of the specimen was sealed to the test assembly with duct tape. The perimeter of the test assembly was sealed to the floor with duct tape.

TEST REPORT FOR 9WOOD, INC.

Report No.: H5145.01-303-11 R0

Date: 11/06/17

SECTION 5 EQUIPMENT

The equipment listed below meets the requirements of the test methods stated in Section 3 of this report.

INSTRUMENTATION

INSTRUMENT	MANUFACTURER	MODEL	DESCRIPTION	ASSET #	CAL DATE
Data Acquisition Unit	National Instruments	PXI-4462	Input Card	INT00627	10/16 *
Data Acquisition Card	National Instruments	PXI-4462	Data Acquisition Card	INT00395	10/16
Data Acquisition Card	National Instruments	PXI-4462	Data Acquisition Card	INT00396	10/16
Data Acquisition Card	National Instruments	PXI-4462	Data Acquisition Card	INT00397	10/16
Source Room Microphone	PCB Piezotronics	378B20	Microphone and Preamplifier	INT00239	04/17
Source Room Microphone	PCB Piezotronics	378C20	Microphone and Preamplifier	INT00240	04/17
Source Room Microphone	PCB Piezotronics	378C20	Microphone and Preamplifier	INT00241	04/17
Source Room Microphone	PCB Piezotronics	378C20	Microphone and Preamplifier	INT00242	04/17
Source Room Microphone	PCB piezotronics	378C20	Microphone and Preamplifier	INT00243	04/17
Receive Room Microphone	PBC Piezotronics	378C20	Microphone and Preamplifier	INT00244	04/17
Receive Room Microphone	PCB Piezotronics	378C20	Microphone and Preamplifier	INT00245	04/17
Receive Room Microphone	PCB Piezotronics	378C20	Microphone and Preamplifier	INT00246	04/17
Receive Room Microphone	PCB Piezotronics	378C20	Microphone and Preamplifier	INT00247	04/17
Receive Room Microphone	PCB Piezotronics	378C20	Microphone and Preamplifier	INT00228	04/17
Receive Room Environmental Indicator	Comet	T7510	Receive Room	INT00299	10/17
Source Room Environmental Indicator	Comet	T7510	Source Room	INT00300	10/17
Microphone Calibrator	Norsonic	1251	Pistonphone Calibrator	INT00288	06/17

*- Note: The calibration frequency for this equipment is every two years per the manufacturer's recommendation.

TEST CHAMBER

	VOLUME	DESCRIPTION
RECEIVE ROOM	231 m ³	Rotating vane and stationary diffusers Temperature and humidity controlled Isolation pads under the floor
SOURCE ROOM	196 m ³	Stationary diffusers only Temperature and humidity controlled

	MAXIMUM SIZE	DESCRIPTION
TL TEST OPENING	4.27 m wide by 3.05 m high	Vibration break between source and receive rooms

N/A-Not Applicable

TEST REPORT FOR 9WOOD, INC.

Report No.: H5145.01-303-11 R0

Date: 11/06/17

SECTION 6**LIST OF OFFICIAL OBSERVERS**

NAME	COMPANY
Leeland S. Hoover	Intertek B&C
Ryan R. Lau	Intertek B&C

SECTION 7**TEST PROCEDURE**

The sensitivity of the microphones was checked before measurements were conducted. Empty room sound absorption measurements were conducted before the specimen was installed. Full room sound absorption measurements were conducted after the specimen was installed.

For the empty and full room measurements, ten decay measurements were conducted at each of the five microphone positions. Data was obtained at 1/3 octave band frequencies ranging from 80 to 5000 hertz. The air temperature and relative humidity conditions were monitored and recorded during the measurements.

Intertek B&C will store samples of test specimens for four years.

SECTION 8**TEST CALCULATIONS**

The Sound Absorption Coefficient is the full room absorption minus the empty room absorption divided by the area of the sample in m². The Sound Absorption Coefficient is dimensionless.

The Noise Reduction Coefficient (NRC) rating is the arithmetic average of the sound absorption coefficients at 250, 500, 1000 and 2000 hertz. The average is rounded to the nearest multiple of 0.05.

The Sound Absorption Average (SAA) rating is the arithmetic average of the sound absorption coefficients at the frequencies ranging from 200 to 2500 hertz. The average is rounded to the nearest multiple of 0.01.

TEST REPORT FOR 9WOOD, INC.

Report No.: H5145.01-303-11 R0

Date: 11/06/17

SECTION 9

TEST SPECIMEN DESCRIPTION

The panels were arranged to produce the 2.44 m by 2.74 m (96" by 108") test specimen. The perforation pattern consisted of 8mm diameter staggered holes providing an open area of 23%. The total weight of the specimen was 168 lbs. (76.20kg). Photographs are included in Section 12.

DESCRIPTION	THICKNESS	DENSITY	WEIGHT
5000 Series SKU 5316-8 Diamond Perforated Tiles	0.72 inches 18.40 mm	39.0 lbs/ft ³ 624.72 kg/m ³	2.34 lbs/ft ² 11.42 kg/m ²
Fiberglass Duct Liner	1.80 inches 45.8 mm	1.6 lbs/ft ³ 25.62 kg/m ³	0.25 lbs/ft ² 0.11 kg/m ²

* - Stated per Client/Manufacturer

TEST REPORT FOR 9WOOD, INC.

Report No.: H5145.01-303-11 R0

Date: 11/06/17

SECTION 10

TEST RESULTS

ASTM C423 SOUND ABSORPTION TEST



TEST DATE	10/06/17	
DATA FILE NO.	H5145.01A	
CLIENT	9Wood, Inc.	
DESCRIPTION	Series/Model: 5000 Series SKU 5316-8 Diamond Perforated Tiles with Fiberglass Duct Liner	
TECHNICIAN	Leeland S. Hoover	
SPECIMEN AREA	6.46 m ²	
MOUNTING TYPE	Type A	
	EMPTY	FULL
TEMP °C	19.7	20.3
RH %	45	48
B.P. (mb)	1013	1014

FREQ (Hz)	EMPTY ROOM ABSORPTION (m ²)	UNCERTAINTY	FULL ROOM ABSORPTION (m ²)	UNCERTAINTY	ABSORPTION COEFFICIENT	RELATIVE UNCERTAINTY
80	4.62	0.283	5.33	0.370	0.11	0.072
100	4.42	0.338	5.32	0.362	0.14	0.077
125	4.86	0.242	6.07	0.382	0.19	0.070
160	4.70	0.091	7.04	0.127	0.36	0.024
200	5.75	0.085	9.93	0.083	0.65	0.018
250	6.34	0.123	12.61	0.039	0.97	0.020
315	6.24	0.053	13.36	0.034	1.10	0.010
400	5.33	0.066	12.88	0.020	1.17	0.011
500	4.51	0.047	11.83	0.120	1.13	0.020
630	4.74	0.048	10.97	0.020	0.96	0.008
800	4.75	0.034	9.84	0.012	0.79	0.006
1000	4.75	0.025	8.91	0.022	0.64	0.005
1250	4.75	0.022	8.21	0.032	0.54	0.006
1600	4.94	0.017	7.93	0.010	0.46	0.003
2000	5.73	0.010	8.11	0.159	0.37	0.025
2500	6.04	0.009	8.71	0.179	0.41	0.028
3150	6.24	0.011	8.63	0.014	0.37	0.003
4000	6.79	0.014	9.18	0.007	0.37	0.002
5000	7.70	0.012	10.10	0.010	0.37	0.002

NRC RATING	0.80	(Noise Reduction Coefficient)
SAA RATING	0.77	(Sound Absorption Average)

Notes:

1) The NRC rating is the arithmetic average of the sound absorption coefficients at 250, 500, 1000, and 2000 hertz. The average is rounded to the nearest multiple of 0.05.

2) The SAA rating is the arithmetic average of the sound absorption coefficients at the frequencies ranging from 200 to 2500 hertz. The average is rounded to the nearest multiple of 0.01.

TEST REPORT FOR 9WOOD, INC.

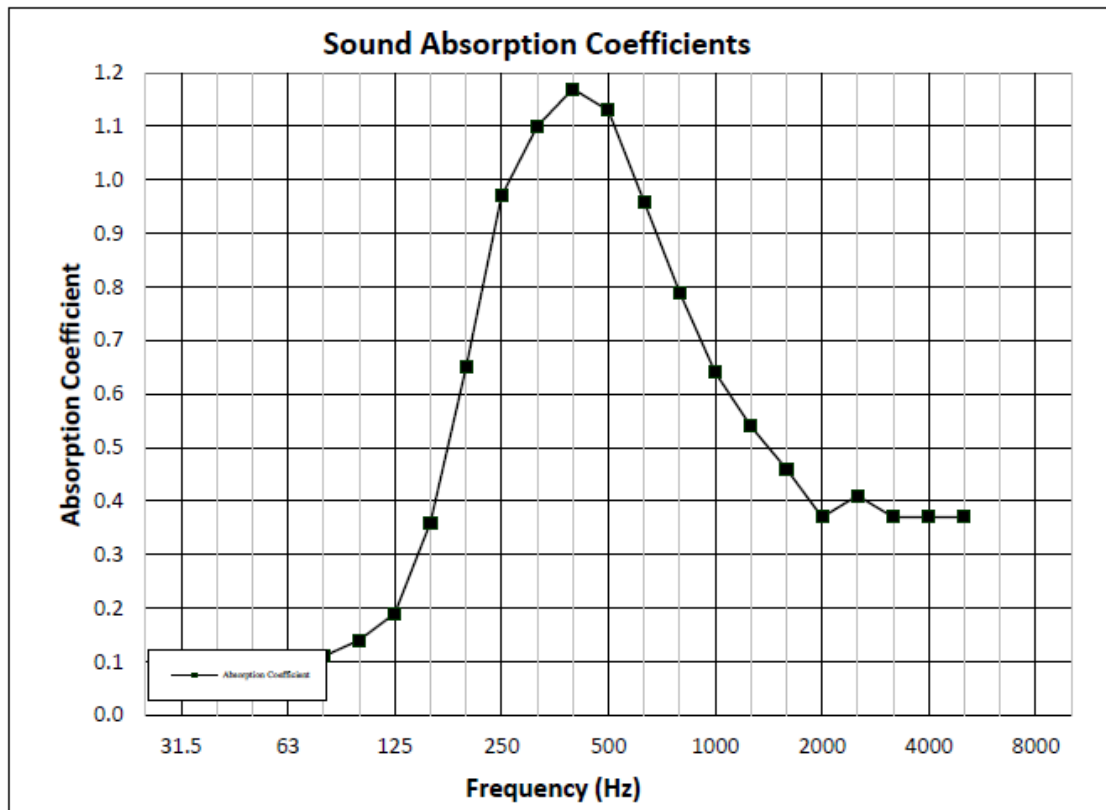
Report No.: H5145.01-303-11 R0

Date: 11/06/17

ASTM C423 SOUND ABSORPTION TEST



TEST DATE	10/06/17	
DATA FILE NO.	H5145.01A	
CLIENT	9Wood, Inc.	
DESCRIPTION	Series/Model: 5000 Series SKU 5316-8 Diamond Perforated Tiles with Fiberglass Duct Liner	
TECHNICIAN	Leeland S. Hoover	
SPECIMEN AREA	6.46 m ²	
MOUNTING TYPE	Type A	
	EMPTY	FULL
TEMP °C	19.7	20.3
RH %	45	48
B.P. (mb)	1013	1014



TEST REPORT FOR 9WOOD, INC.

Report No.: H5145.01-303-11 R0

Date: 11/06/17

**ASTM C423
SOUND ABSORPTION TEST**


TEST DATE	10/11/17	
DATA FILE NO.	H5145.01E	
CLIENT	9Wood, Inc.	
DESCRIPTION	Series/Model: 5000 Series SKU 5316-8 Diamond Perforated Tiles with Fiberglass Duct Liner	
TECHNICIAN	Leeland S. Hoover	
SPECIMEN AREA	6.69 m ²	
MOUNTING TYPE	Type E400	
	EMPTY	FULL
TEMP °C	19.7	20.8
RH %	50	52
B.P. (mb)	1012	1013

FREQ (Hz)	EMPTY ROOM ABSORPTION (m ²)	UNCERTAINTY	FULL ROOM ABSORPTION (m ²)	UNCERTAINTY	ABSORPTION COEFFICIENT	RELATIVE UNCERTAINTY
80	4.52	0.278	7.52	0.254	0.45	0.056
100	4.42	0.319	8.90	0.297	0.67	0.065
125	4.84	0.160	10.77	0.251	0.89	0.044
160	4.72	0.065	10.52	0.128	0.87	0.021
200	5.77	0.149	12.19	0.062	0.96	0.024
250	6.34	0.079	12.52	0.061	0.92	0.015
315	6.24	0.062	12.94	0.029	1.00	0.010
400	5.31	0.083	12.02	0.038	1.00	0.014
500	4.57	0.045	10.88	0.140	0.94	0.022
630	4.78	0.032	10.66	0.022	0.88	0.006
800	4.77	0.033	9.98	0.015	0.78	0.005
1000	4.74	0.019	9.66	0.014	0.74	0.004
1250	4.73	0.027	9.13	0.019	0.66	0.005
1600	4.88	0.013	9.02	0.016	0.62	0.003
2000	5.55	0.019	9.03	0.099	0.52	0.015
2500	5.70	0.009	9.09	0.101	0.51	0.015
3150	5.76	0.018	8.55	0.008	0.42	0.003
4000	5.93	0.007	8.58	0.005	0.40	0.001
5000	6.36	0.006	9.04	0.009	0.40	0.002

NRC RATING	0.80	(Noise Reduction Coefficient)
SAA RATING	0.79	(Sound Absorption Average)

Notes:

- 1) The NRC rating is the arithmetic average of the sound absorption coefficients at 250, 500, 1000, and 2000 hertz. The average is rounded to the nearest multiple of 0.05.
- 2) The SAA rating is the arithmetic average of the sound absorption coefficients at the frequencies ranging from 200 to 2500 hertz. The average is rounded to the nearest multiple of 0.01.

TEST REPORT FOR 9WOOD, INC.

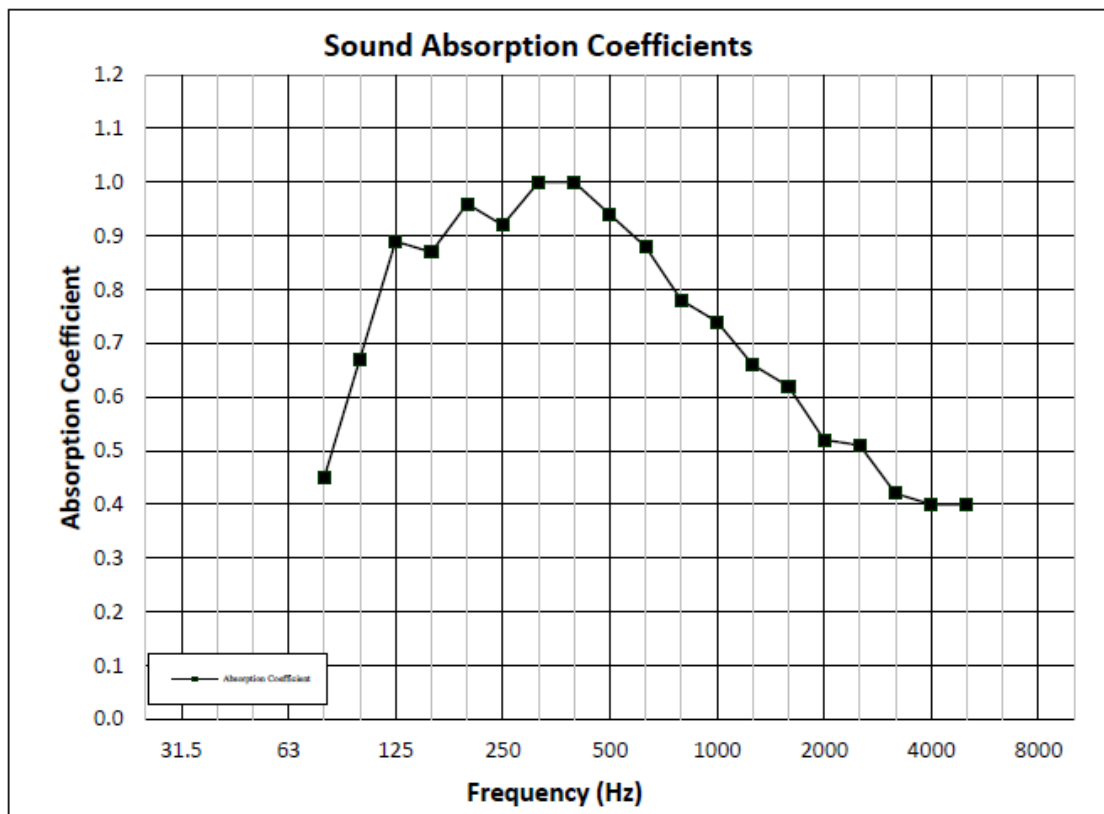
Report No.: H5145.01-303-11 R0

Date: 11/06/17

ASTM C423 SOUND ABSORPTION TEST



TEST DATE	10/11/17	
DATA FILE NO.	H5145.01E	
CLIENT	9Wood, Inc.	
DESCRIPTION	Series/Model: 5000 Series SKU 5316-8 Diamond Perforated Tiles with Fiberglass Duct Liner	
TECHNICIAN	Leeland S. Hoover	
SPECIMEN AREA	6.69 m ²	
MOUNTING TYPE	Type E400	
	EMPTY	FULL
TEMP °C	19.7	20.8
RH %	50	52
B.P. (mb)	1012	1013



TEST REPORT FOR 9WOOD, INC.


Report No.: H5145.01-303-11 R0

Date: 11/06/17

SECTION 11

PHOTOGRAPHS

Type A Mount



Cross Section View of Test Specimen




View of Test Specimen

TEST REPORT FOR 9WOOD, INC.

Report No.: H5145.01-303-11 R0

Date: 11/06/17

Type E400 Mount



View of Test Specimen



View of Test Specimen



Total Quality. Assured.

25800 Commercentre Drive
Lake Forest, California 92630

Telephone: 949-460-9600
Facsimile: 717-764-4129
www.intertek.com/building

TEST REPORT FOR 9WOOD, INC.

Report No.: H5145.01-303-11 R0

Date: 11/06/17

SECTION 12

REVISION LOG

REVISION #	DATE	PAGES	REVISION
0	11/06/17	N/A	Original Report Issue